


QLD

2022 Q2 **QUARTERLY WRAP UP**

Australian Solar Install Statistics and Insights

Statistics based on systems 100kW and less




Queensland

RETAILER LEADERBOARD

	Company	Volume	No. of Systems	Market Share
1	Arkana Energy*	3,758kW	431	2.42%
2	GEM Energy*	3,373kW	303	2.18%
3	Green Energy Technologies	3,070kW	324	1.98%
4	Origin Energy	2,633kW	327	1.70%
5	Sunboost	2,402kW	268	1.55%

Queensland

STC TRADER LEADERBOARD

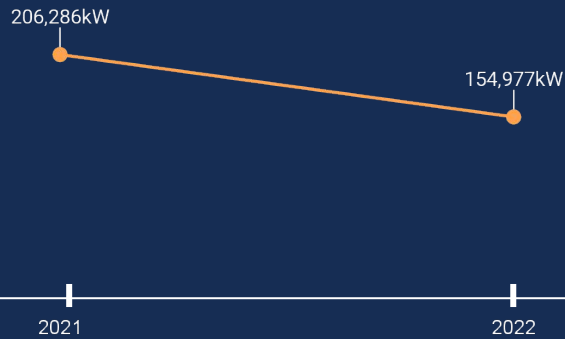
	Company	Volume	Website	Market Share
1	Emerging Energy (Greenbot)	41,098kW	https://greenbot.com.au/	26.52%
2	Formbay	37,420kW	https://formbay.com.au/	24.15%
3	One Stop Warehouse (Greendeal)	15,011kW	https://www.greendeal.com.au/	9.69%
4	Greenbank	7,590kW	https://www.green-bank.com.au/	4.90%
5	Quickform Trades	5,534kW		3.57%

QLD

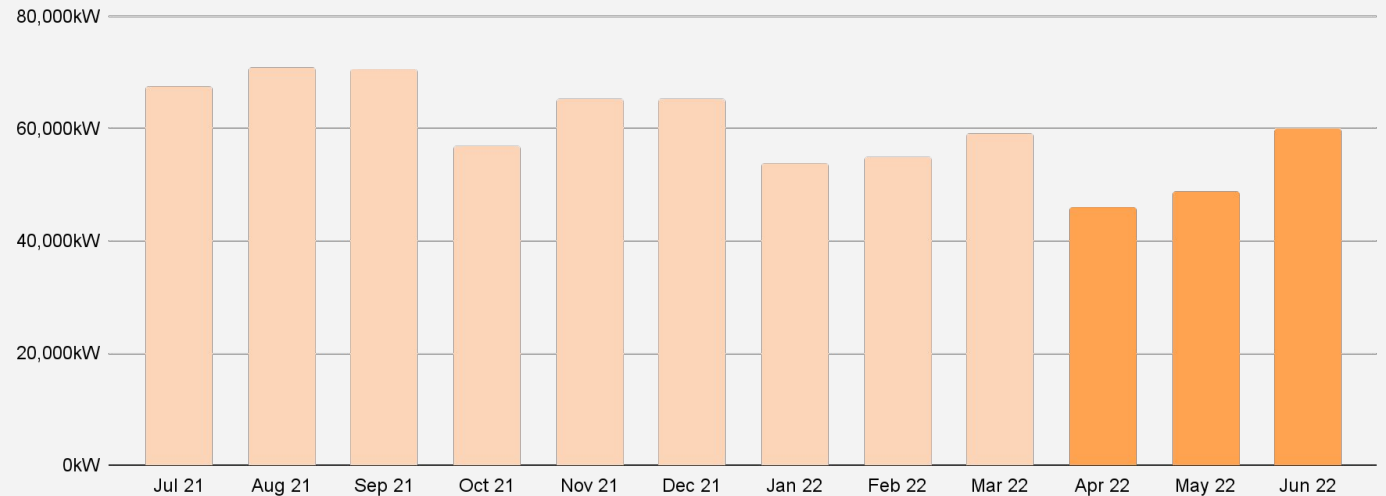
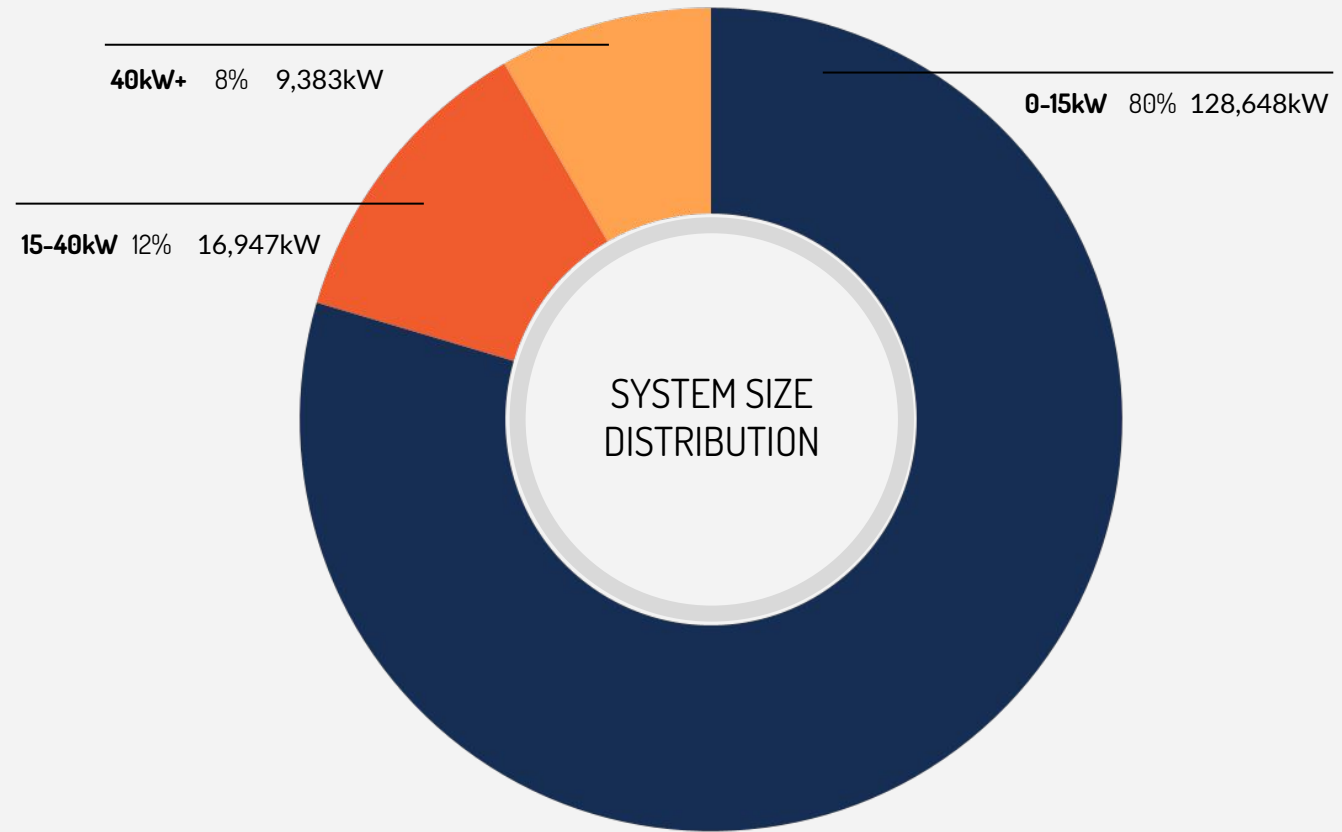
OVERVIEW

IN 2022 Q2, WE INSTALLED
154,977kW OF SOLAR AND
17,363 SYSTEMS

This made up 26% of total installed
volume nationwide last year



DROP -24.87%



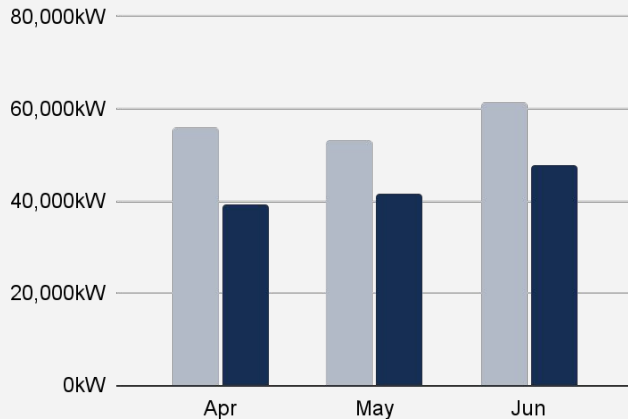
0-15kW

LEADERBOARD

- 1 Arkana Energy*
- 2 Green Energy Technologies
- 3 Origin Energy
- 4 Sunboost
- 5 Stoddart Energy Systems

IN 2022 Q2, WE INSTALLED
128,648kW OF SOLAR IN THE
0-15kW SEGMENT

That makes up 80% of total installed volume
last year



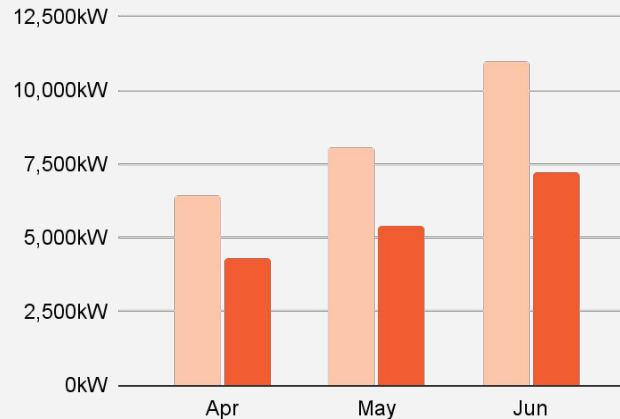
15-40kW

LEADERBOARD

- 1 Green Energy Technologies
- 2 Diamond Energy
- 3 GEM Energy*
- 4 Springers Solar
- 5 Arkana Energy*

IN 2022 Q2, WE INSTALLED
16,947kW OF SOLAR IN THE
15-40kW SEGMENT

That makes up 12% of total installed volume
last year



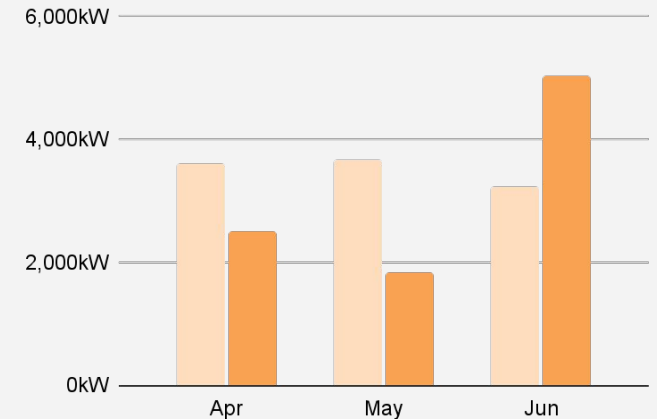
40kW+

LEADERBOARD

- 1 Sydney Solar Works
- 2 GEM Energy*
- 3 SAE Group
- 4 Infinite Energy
- 5 -

IN 2022 Q2, WE INSTALLED
9,383kW OF SOLAR IN THE
40kW+ SEGMENT

That makes up 8% of total installed volume
last year



Solar Nerds brought to you by [Solaris Finance](#)



AN IDEAL COMMERCIAL FINANCE PARTNER

Source: Clean Energy Regulator, 'REC Registry' (2001-2021). Figures are only estimations based on REC registry data. Figures are based on STC registration data and actual installation dates may vary by 12 months. Statistics are only based on systems 100kW and less.