


# WA

## 2022 Q1 **QUARTERLY WRAP UP**

Australian Solar Install Statistics and Insights

*Statistics based on systems 100kW and less*




## Western Australia

# RETAILER LEADERBOARD

	Company	Volume	No. of Systems	Market Share
1	Perth Solar Force*	4,396kW	651	5.48%
2	Solargain	4,154kW	554	5.18%
3	Infinite Energy	3,423kW	254	4.26%
4	Sunboost (Bell Solar)	2,290kW	342	2.85%
5	Sunterra (Sola Now)	2,067kW	285	2.58%

## Western Australia

# STC TRADER LEADERBOARD

	Company	Volume	Website	Market Share
1	Emerging Energy (Greenbot)	24,250kW	<a href="https://greenbot.com.au/">https://greenbot.com.au/</a>	30.21%
2	One Stop Warehouse (Greendeal)	13,203kW	<a href="https://www.greendeal.com.au/">https://www.greendeal.com.au/</a>	16.45%
3	Formbay	6,648kW	<a href="https://formbay.com.au/">https://formbay.com.au/</a>	8.28%
4	RET Australia	4,846kW	<a href="https://retaustralia.com.au/">https://retaustralia.com.au/</a>	6.04%
5	Peter Maganiotis	4,502kW		5.61%

WA

# OVERVIEW

IN 2022 Q1, WE INSTALLED 80,269kW OF SOLAR AND 10,713 SYSTEMS

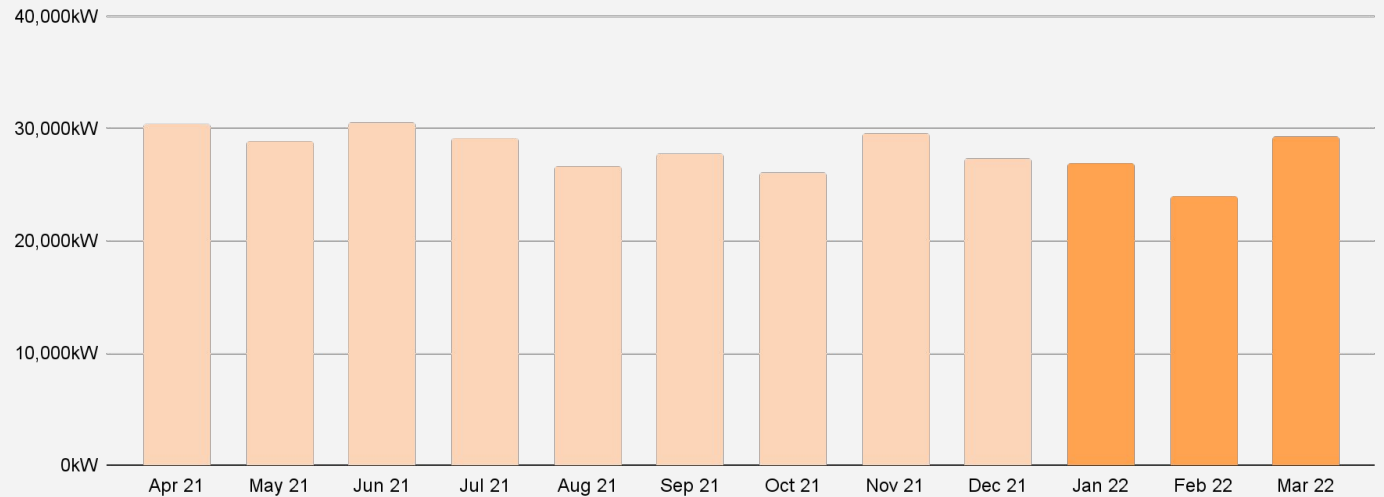
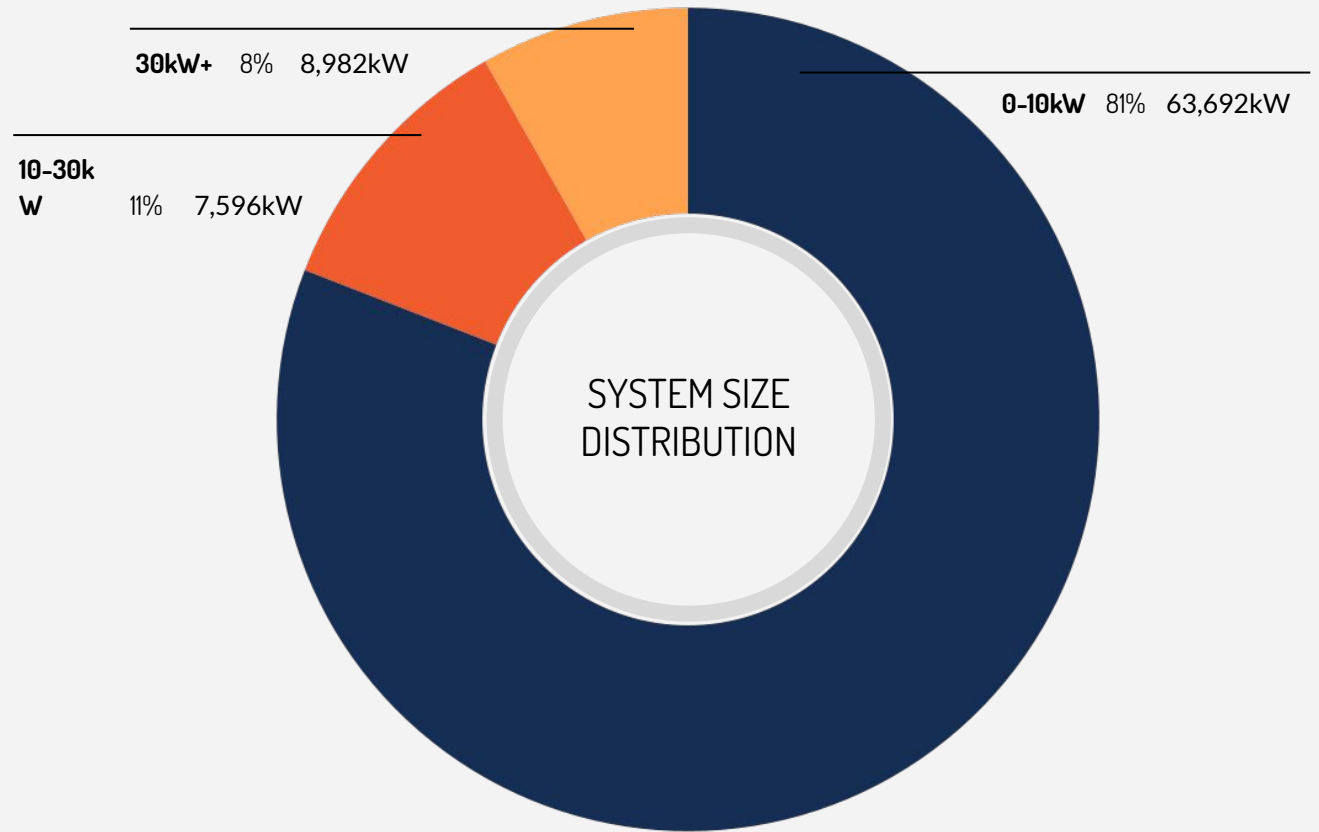
This made up 12% of total installed volume nationwide last year



2021

2022

**DROP -18.10%**



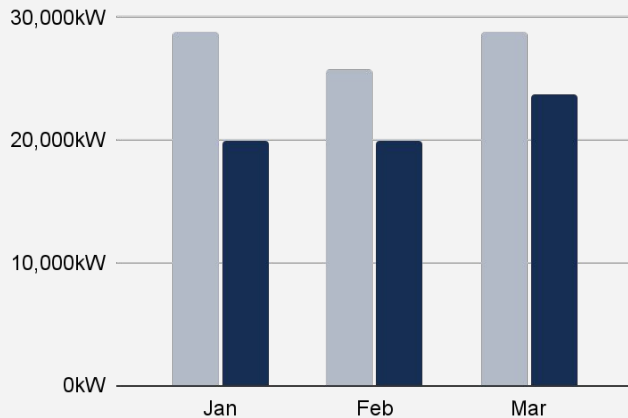
# 0-10kW

## LEADERBOARD

- 1 Perth Solar Force\*
- 2 Solargain
- 3 Sunboost (Bell Solar)
- 4 Sunterra (Sola Now)
- 5 Infinite Energy

IN 2022 Q1, WE INSTALLED 63,692kW OF SOLAR IN THE 0-10kW SEGMENT

That makes up 81% of total installed volume last year



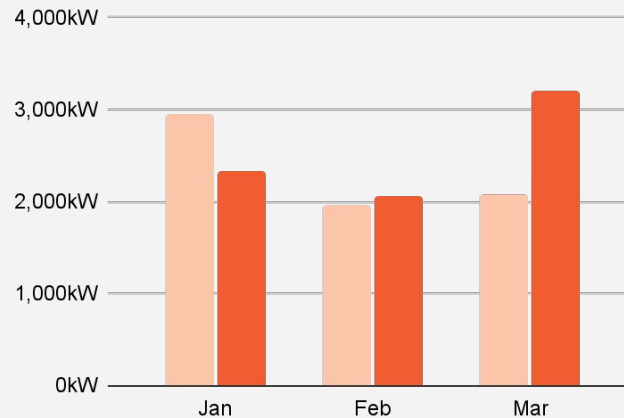
# 10-30kW

## LEADERBOARD

- 1 Perth Solar Force\*
- 2 Solargain
- 3 Infinite Energy
- 4 Sunboost (Bell Solar)
- 5 Solar Suite

IN 2022 Q1, WE INSTALLED 7,596kW OF SOLAR IN THE 10-30kW SEGMENT

That makes up 11% of total installed volume last year



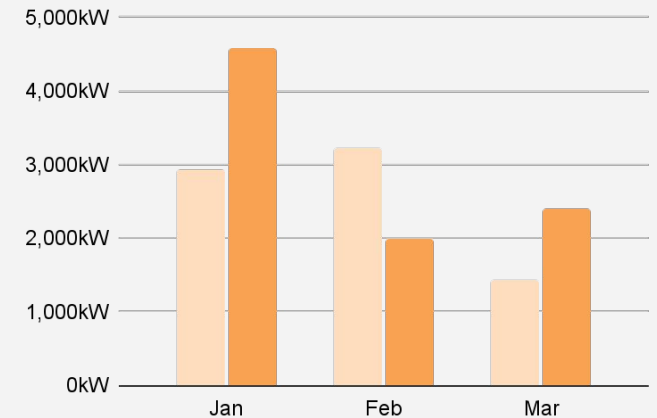
# 30kW+

## LEADERBOARD

- 1 Infinite Energy
- 2 Solargain
- 3 Advanced Energy Resources
- 4 Echo Group
- 5 GEM Energy\*

IN 2022 Q1, WE INSTALLED 8,982kW OF SOLAR IN THE 30kW+ SEGMENT

That makes up 8% of total installed volume last year



Solar Nerds brought to you by [Solaris Finance](#)



**AN IDEAL COMMERCIAL FINANCE PARTNER**

Source: Clean Energy Regulator, 'REC Registry' (2001-2021). Figures are only estimations based on REC registry data. Figures are based on STC registration data and actual installation dates may vary by 12 months. Statistics are only based on systems 100kW and less.