


# NSW

## 2022 Q1 **QUARTERLY WRAP UP**

Australian Solar Install Statistics and Insights

*Statistics based on systems 100kW and less*




## New South Wales

# RETAILER LEADERBOARD

	Company	Volume	No. of Systems	Market Share
1	Sunboost (Bell Solar)	9,238kW	991	4.72%
2	Origin Energy	7,184kW	847	3.67%
3	Solar Power Nation	4,303kW	560	2.20%
4	Solar Bright	3,428kW	438	1.75%
5	CleanTech	2,903kW	252	1.48%

## New South Wales

# STC TRADER LEADERBOARD

	Company	Volume	Website	Market Share
1	Emerging Energy (Greenbot)	43,114kW	<a href="https://greenbot.com.au/">https://greenbot.com.au/</a>	22.05%
2	Formbay	33,246kW	<a href="https://formbay.com.au/">https://formbay.com.au/</a>	17.00%
3	One Stop Warehouse (Greendeal)	20,716kW	<a href="https://www.greendeal.com.au/">https://www.greendeal.com.au/</a>	10.59%
4	Quickform Trades	6,474kW		3.31%
5	Greenbank	5,321kW	<a href="https://www.green-bank.com.au/">https://www.green-bank.com.au/</a>	2.72%

NSW

# OVERVIEW

IN 2022 Q1, WE INSTALLED 195,567kW OF SOLAR AND 21,756 SYSTEMS

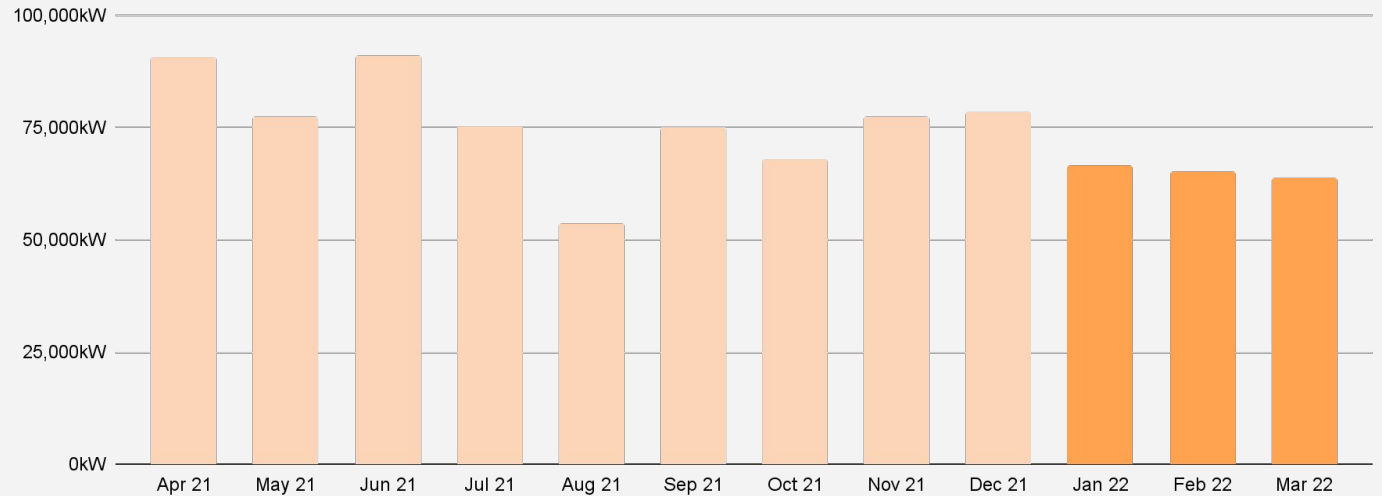
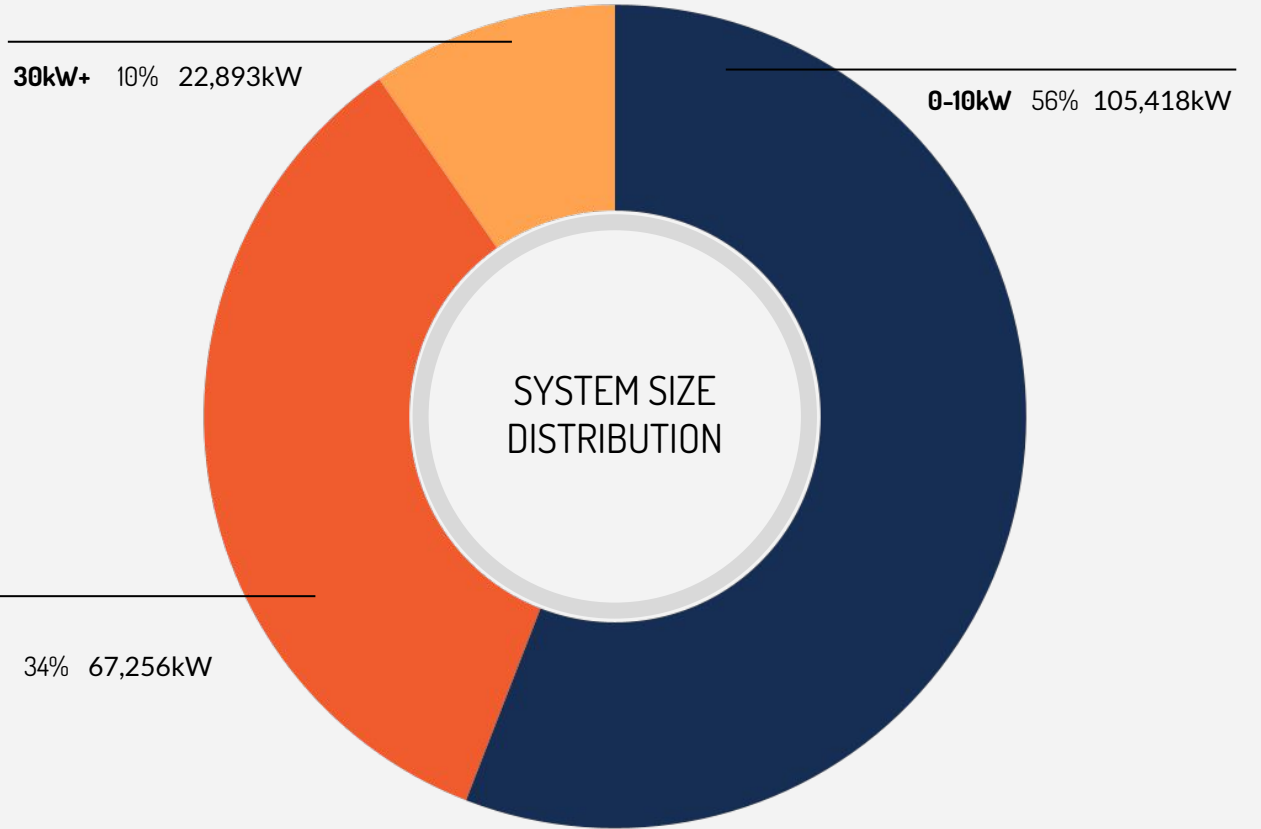
This made up 29% of total installed volume nationwide last year



2021

2022

**DROP -29.64%**



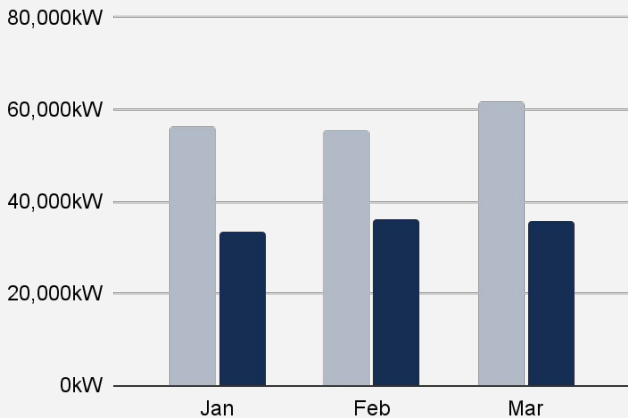
# 0-10kW

## LEADERBOARD

- 1 Origin Energy
- 2 Sunboost (Bell Solar)
- 3 Solar Power Nation
- 4 Solar Bright
- 5 Your Green Planet

IN 2022 Q1, WE INSTALLED 105,418kW OF SOLAR IN THE 0-10kW SEGMENT

That makes up 56% of total installed volume last year



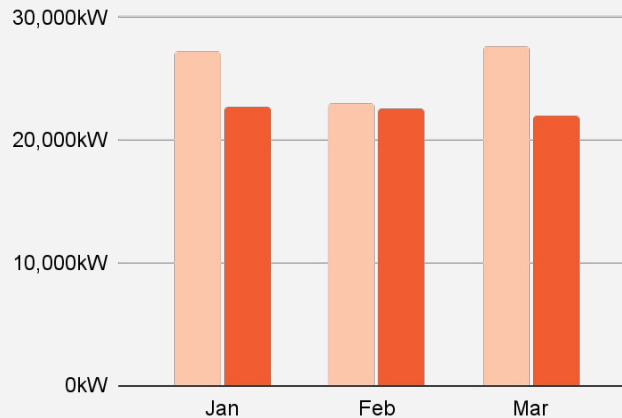
# 10-30kW

## LEADERBOARD

- 1 Sunboost (Bell Solar)
- 2 Origin Energy
- 3 Your Green Planet
- 4 CleanTech
- 5 Solar Bright

IN 2022 Q1, WE INSTALLED 67,256kW OF SOLAR IN THE 10-30kW SEGMENT

That makes up 34% of total installed volume last year



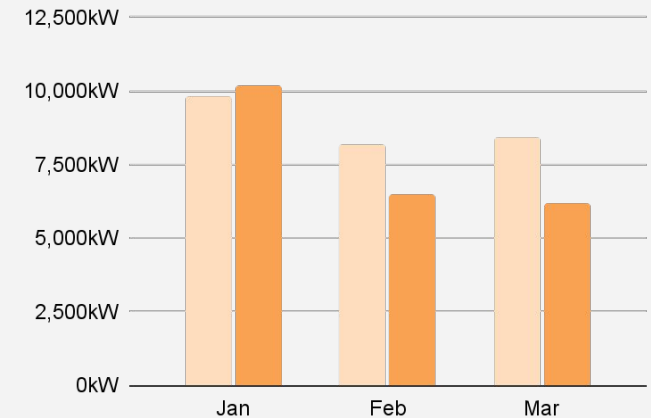
# 30kW+

## LEADERBOARD

- 1 Origin Energy
- 2 CleanTech
- 3 Solar Professionals
- 4 Energus
- 5 Energy Aware

IN 2022 Q1, WE INSTALLED 22,893kW OF SOLAR IN THE 30kW+ SEGMENT

That makes up 10% of total installed volume last year



Solar Nerds brought to you by [Solaris Finance](#)



**AN IDEAL COMMERCIAL FINANCE PARTNER**

Source: Clean Energy Regulator, 'REC Registry' (2001-2021). Figures are only estimations based on REC registry data. Figures are based on STC registration data and actual installation dates may vary by 12 months. Statistics are only based on systems 100kW and less.